

**UNIVERSITY LIBRARY**  
**STATISTICAL REPORT**  
**FY1998 & FY1999**

**February 2, 2000**

**University of Illinois at Urbana-Champaign**

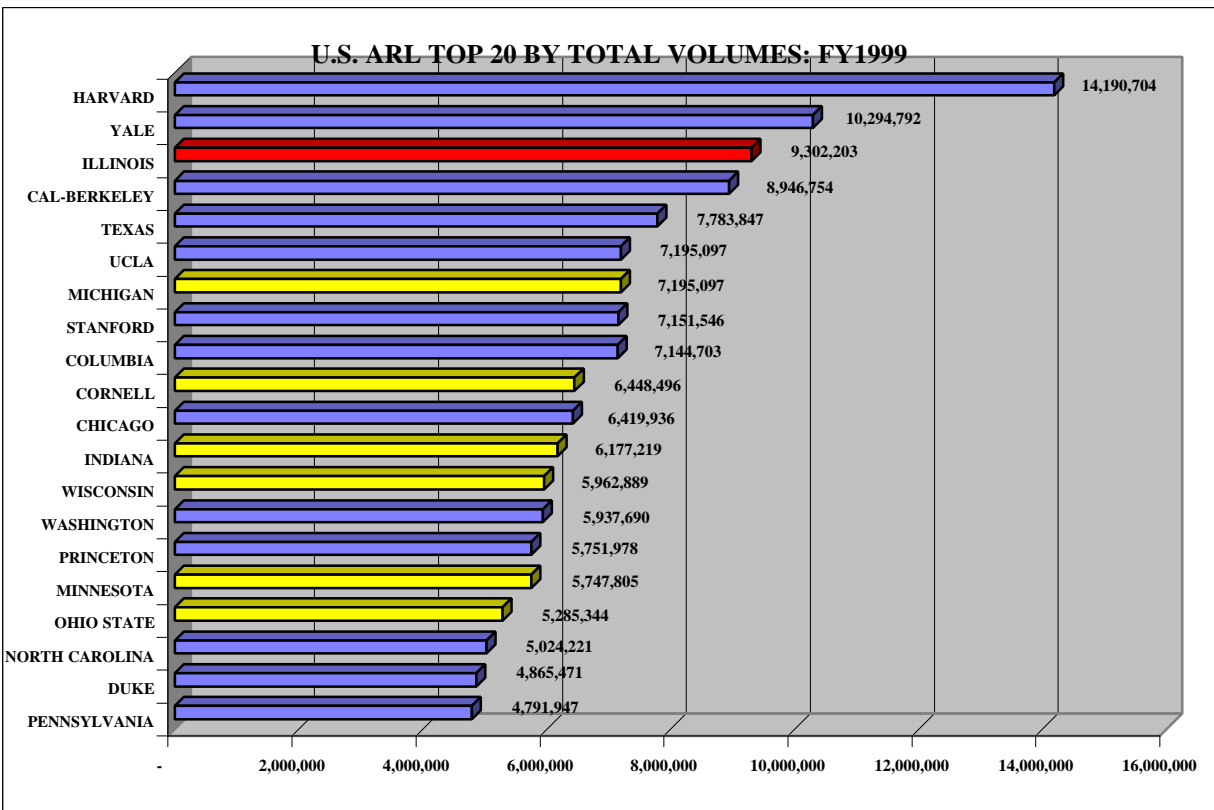
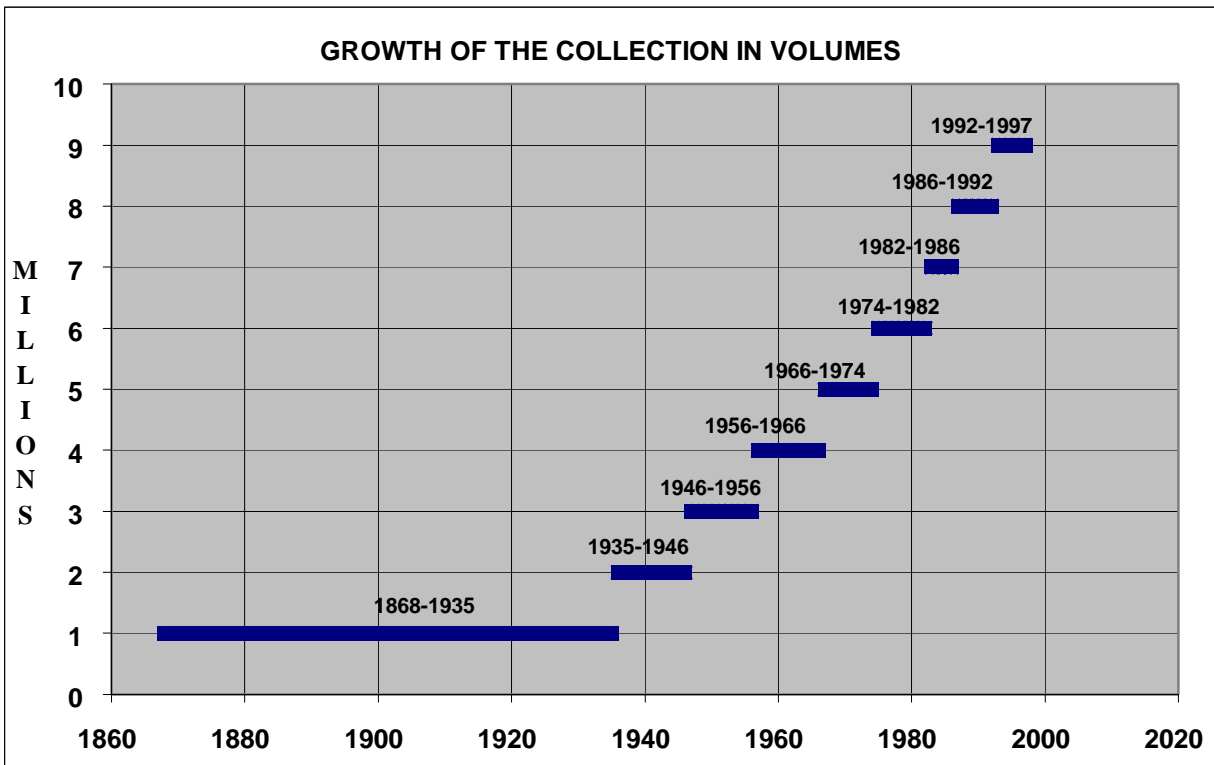
**I. COLLECTION GROWTH**

	<i>Year</i>		<i>Percent</i>
	<b>FY1998</b>	<b>FY1999</b>	<b>Change</b>
<b><i>VOLUMES IN LIBRARY</i></b>			
Volumes Held Prior Year	9,024,298	9,171,693	1.63%
Volumes Added - Gross	153,293	135,098	-11.87%
Volumes Withdrawn During Year	5,898	4,588	-22.21%
Volumes Added - Net	147,395	130,510	-11.46%
<b>Total Volumes at End of Year</b>	<b>9,171,693</b>	<b>9,302,203</b>	<b>1.42%</b>

	<i>Year</i>		<i>Percent</i>
	<b>FY1998</b>	<b>FY1999</b>	<b>Change</b>
<b><i>OTHER LIBRARY MATERIALS</i></b>			
Microform Units	4,860,207	8,742,985	79.89%
Pamphlets	516,639	641,537	24.18%
Cartographic Materials	622,621	625,107	0.40%
Graphic Materials	86,971	88,606	1.88%
Computer Files	5,709	6,741	18.08%
Film and Video Materials	10,017	11,273	12.54%
Music Scores	1,041,808	1,043,333	0.15%
Audio Materials	140,614	143,372	1.96%
Manuscripts and Archives (item equivalents)	308,233	360,836	17.07%
Unprocessed Materials	479,815	423,919	-11.65%
<b>Total Other Materials</b>	<b>8,072,634</b>	<b>12,087,709</b>	<b>49.74%</b>

	<i>Year</i>		<i>Percent</i>
	<b>FY1998</b>	<b>FY1999</b>	<b>Change</b>
<b><i>TOTAL LIBRARY MATERIALS</i></b>	<b>17,244,327</b>	<b>21,389,912</b>	<b>24.04%</b>

	<i>Year</i>		<i>Percent</i>
	<b>FY1998</b>	<b>FY1999</b>	<b>Change</b>
<b><i>CURRENT SERIALS</i></b>	<b>90,801</b>	<b>90,954</b>	<b>0.17%</b>



## II. ACCESS SERVICES

	<i>Year</i>		<i>Percent</i>
	<b>FY1998</b>	<b>FY1999</b>	<b>Change</b>
<b><i>CIRCULATION</i></b>			
General	1,355,274	1,035,011	-23.63%
Reserves	314,793	U/A	---
<b>Total Circulation</b>	<b>1,670,067</b>	<b>1,035,011</b>	<b>---</b>

	<i>Year</i>		<i>Percent</i>
	<b>FY1998</b>	<b>FY1999</b>	<b>Change</b>
<b><i>RESOURCE SHARING</i></b>			
Loaned	65,895	57,961	-12.04%
Borrowed	55,418	55,245	-0.31%
<b>Total Resource Sharing</b>	<b>121,313</b>	<b>113,206</b>	<b>-6.68%</b>


	<i>Year</i>		<i>Percent</i>
	<b>FY1998</b>	<b>FY1999</b>	<b>Change</b>
<b><i>REFERENCE</i></b>			
Questions Answered	434,536	374,009	-13.93%

	<i>Year</i>		<i>Percent</i>
	<b>FY1998</b>	<b>FY1999</b>	<b>Change</b>
<b><i>ONLINE CATALOG</i></b>			
Online Catalog & Bibliographic Database			
Log-ons	50,000,000	50,000,000	est

### III. STAFFING

	<i>Year</i>		<i>Percent Change</i>
	<b>FY1998</b>	<b>FY1999</b>	
<b>STAFF</b>			
Professional	133.0	119.5	<u>-10.15%</u>
Graduate Assistants	44.0	42.5	<u>-3.41%</u>
Support Staff	251.0	238.0	<u>-5.18%</u>
Student Assistants	115.0	114.0	<u>-0.87%</u>
<b>Total Staff</b>	<b>543.0</b>	<b>514.0</b>	<b><u>-5.34%</u></b>

### IV. EXPENDITURES



**IV. EXPENDITURES (continued)**

	<i>Year</i>		<i>Percent</i>
	<b>FY1998</b>	<b>FY1999</b>	<b>Change</b>
<b><i>LIBRARY MATERIALS</i></b>			
Monographs	\$ 2,592,256	\$ 3,089,940	19.20%
Current Serials	\$ 5,065,542	\$ 5,356,344	5.74%
Other Library Materials	\$ 105,942	\$ 99,356	-6.22%
Miscellaneous	\$ 1,002,430	\$ 900,911	-10.13%
<b>Total Library Materials Budget</b>	<b>\$ 8,766,170</b>	<b>\$ 9,446,551</b>	<b>7.76%</b>

	<i>Year</i>		<i>Percent</i>
	<b>FY1998</b>	<b>FY1999</b>	<b>Change</b>
<b><i>Contract Binding</i></b>	<b>\$ 224,016</b>	<b>\$ 218,204</b>	<b>-2.59%</b>

	<i>Year</i>		<i>Percent</i>
	<b>FY1998</b>	<b>FY1999</b>	<b>Change</b>
<b><i>SALARIES AND WAGES</i></b>			
Professional Staff	\$ 7,105,453	\$ 6,839,440	-3.74%
Support Staff	\$ 5,863,372	\$ 5,983,387	2.05%
Student Assistants	\$ 1,252,090	\$ 1,222,466	-2.37%
<b>Total Salaries and Wages</b>	<b>\$ 14,220,915</b>	<b>\$ 14,045,293</b>	<b>-1.23%</b>

	<i>Year</i>		<i>Percent</i>
	<b>FY1998</b>	<b>FY1999</b>	<b>Change</b>
<b><i>OTHER OPERATING EXPENSES</i></b>	<b>\$ 2,995,693</b>	<b>\$ 2,989,969</b>	<b>-0.19%</b>

	<i>Year</i>		<i>Percent</i>
	<b>FY1998</b>	<b>FY1999</b>	<b>Change</b>
<b><i>TOTAL LIBRARY EXPENDITURES</i></b>	<b>\$ 26,206,794</b>	<b>\$ 26,700,017</b>	<b>1.88%</b>