

**UNIVERSITY LIBRARY**  
**STATISTICAL REPORT**  
**FY2000 & FY2001**

**November 27, 2001**

**University of Illinois at Urbana-Champaign**

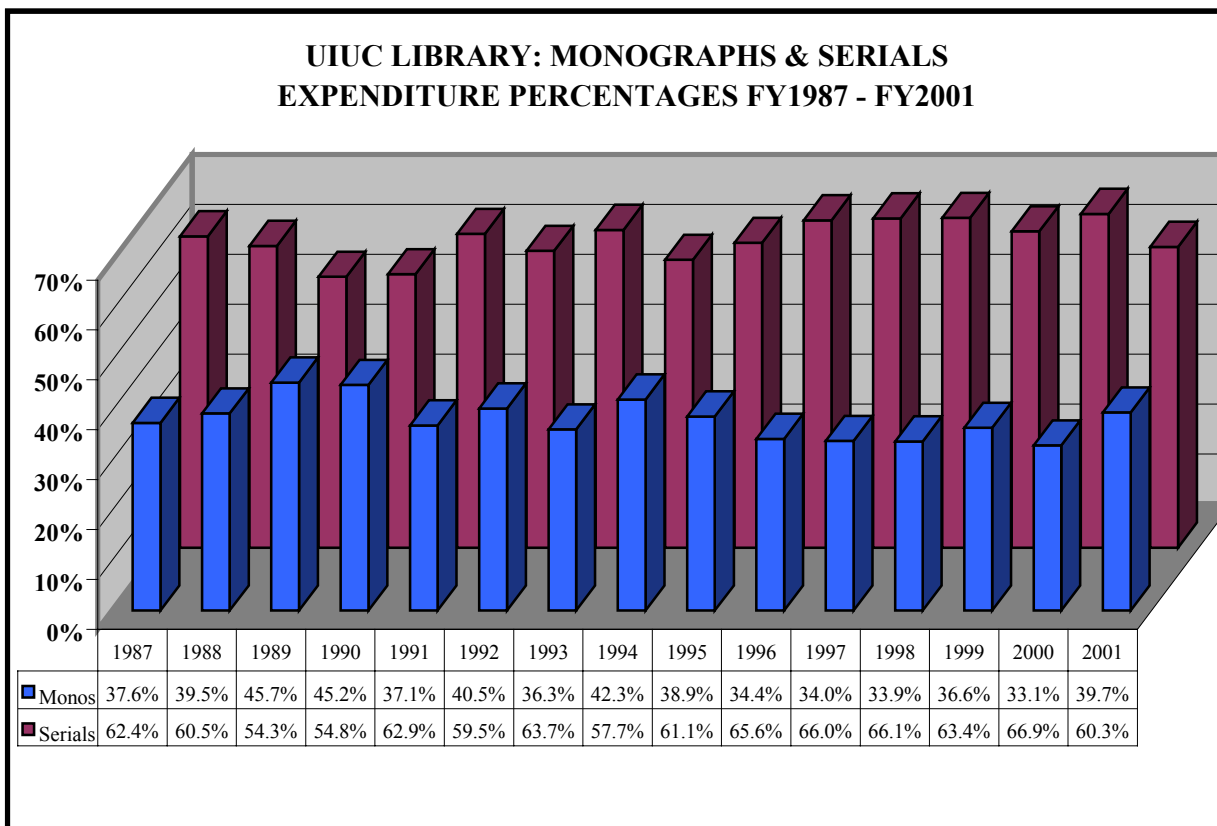
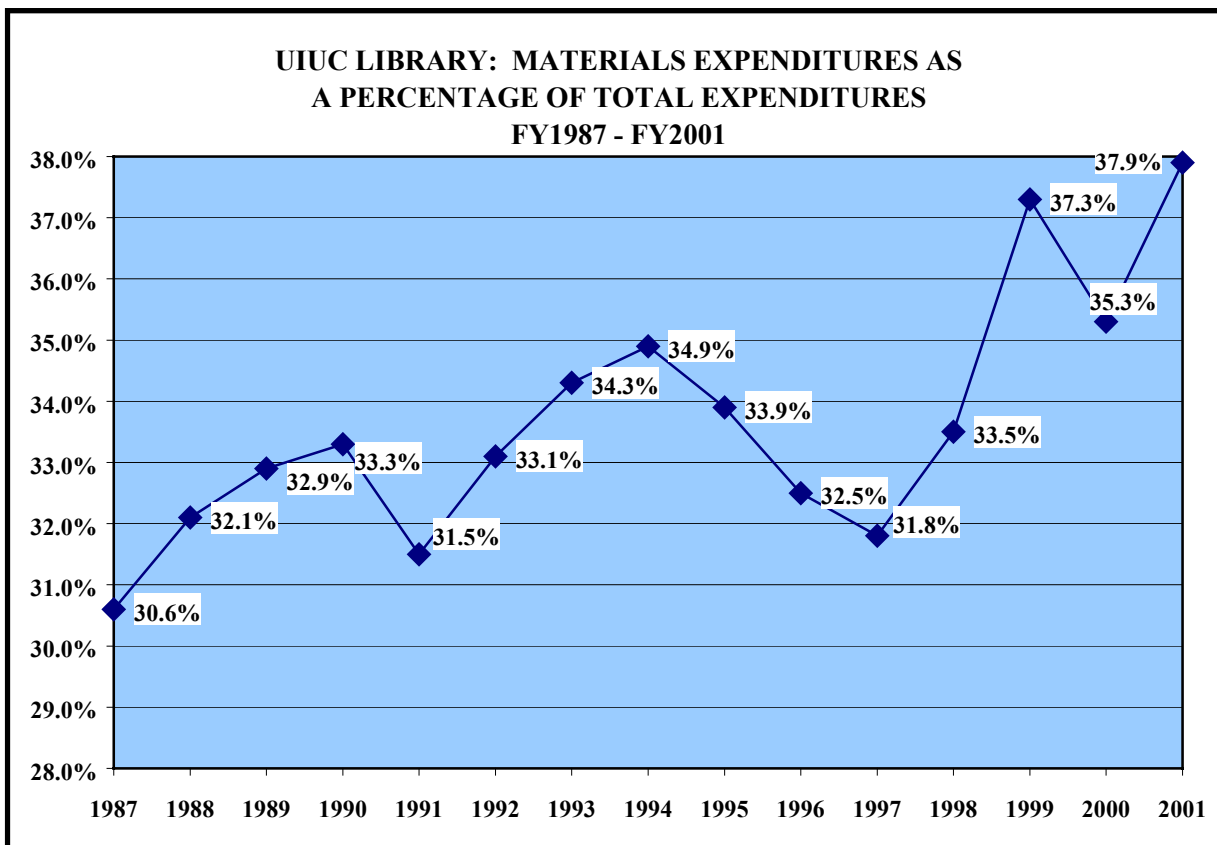
## I. COLLECTION GROWTH

	<i>Year</i>		<i>Percent</i>
	<b>FY2000</b>	<b>FY2001</b>	<b>Change</b>
<b><i>VOLUMES IN LIBRARY</i></b>			
Volumes Held Prior Year	9,302,203	9,469,620	1.80%
Volumes Added - Gross	170,445	183,915	8%
Volumes Withdrawn During Year	3,028	5,883	94%
Volumes Added - Net	167,417	178,032	6%
<b>Total Volumes at End of Year</b>	<b>9,469,620</b>	<b>9,647,652</b>	<b>2%</b>

	<i>Year</i>		<i>Percent</i>
	<b>FY2000</b>	<b>FY2001</b>	<b>Change</b>
<b><i>OTHER LIBRARY MATERIALS</i></b>			
Microform Units	8,885,318	8,976,026	1%
Pamphlets	758,224	917,941	21%
Cartographic Materials	633,170	641,083	1%
Graphic Materials	88,693	88,778	0%
Computer Files	7,539	8,346	11%
Film and Video Materials	11,477	11,881	4%
Music Scores	1,045,530	1,048,061	0%
Audio Materials	145,142	147,484	2%
Manuscripts and Archives (item equivalents)	373,471	397,868	7%
Unprocessed Materials	495,459	518,446	5%
<b>Total Other Materials</b>	<b>12,444,023</b>	<b>12,755,914</b>	<b>3%</b>

	<i>Year</i>		<i>Percent</i>
	<b>FY2000</b>	<b>FY2001</b>	<b>Change</b>
<b><i>TOTAL LIBRARY MATERIALS</i></b>	<b>21,913,643</b>	<b>22,403,566</b>	<b>2.24%</b>

	<i>Year</i>		<i>Percent</i>
	<b>FY2000</b>	<b>FY2001</b>	<b>Change</b>
<b><i>CURRENT SERIALS</i></b>	<b>90,962</b>	<b>91,054</b>	<b>0%</b>



## II. ACCESS SERVICES

	<i>Year</i>		<i>Percent</i>
	<b>FY2000</b>	<b>FY2001</b>	<b>Change</b>
<b><i>CIRCULATION</i></b>			
General	1,081,746	1,231,201	14%
Reserves	U/A	185,410	---
<b>Total Circulation</b>	<b>1,081,746</b>	<b>1,416,611</b>	<b>---</b>

	<i>Year</i>		<i>Percent</i>
	<b>FY2000</b>	<b>FY2001</b>	<b>Change</b>
<b><i>RESOURCE SHARING</i></b>			
Loaned	72,527	77,787	7%
Borrowed	76,600	82,639	8%
<b>Total Resource Sharing</b>	<b>149,127</b>	<b>160,426</b>	<b>8%</b>

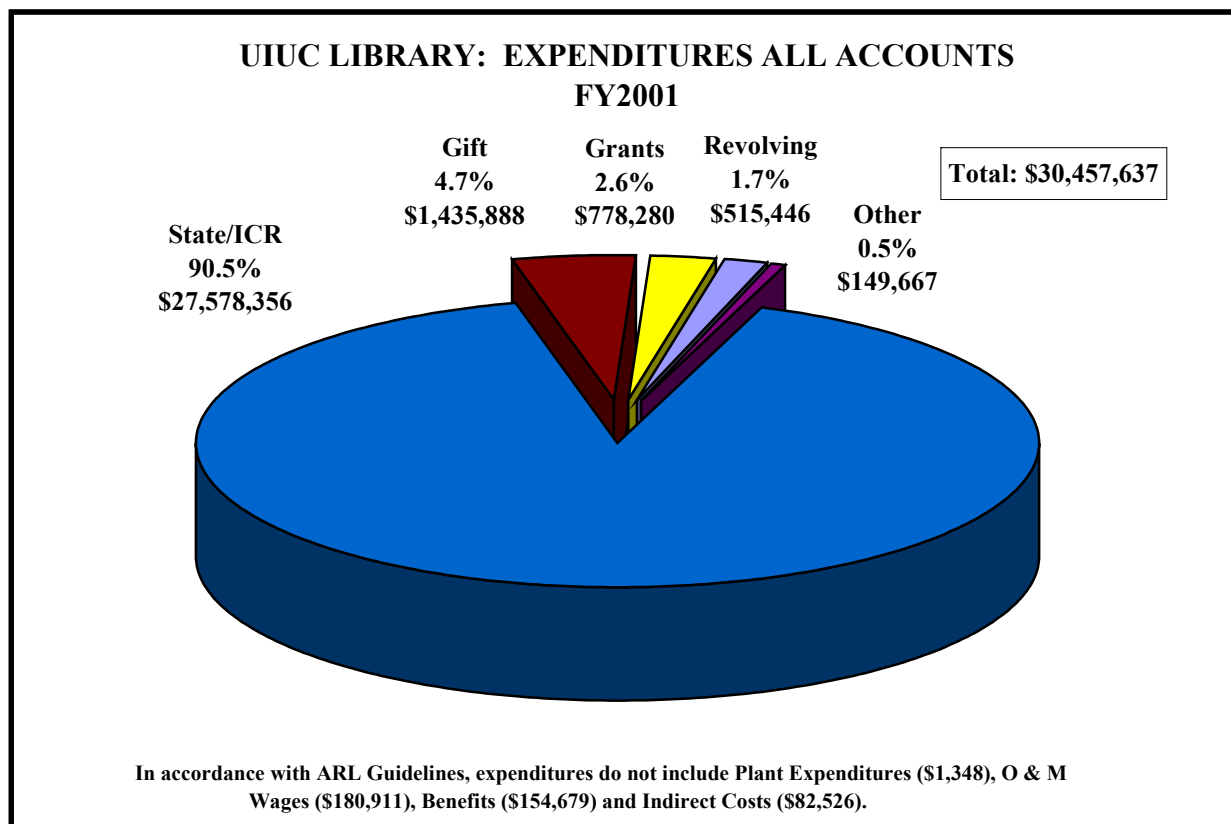
	<i>Year</i>		<i>Percent</i>
	<b>FY2000</b>	<b>FY2001</b>	<b>Change</b>
<b><i>REFERENCE</i></b>			
Questions Answered	306,294	289,713	-5%

	<i>Year</i>		<i>Percent</i>
	<b>FY2000</b>	<b>FY2001</b>	<b>Change</b>
<b><i>ONLINE CATALOG</i></b>			
Online Catalog & Bibliographic Database			
Log-ons	50,000,000	50,000,000	est.

### III. STAFFING

	<i>Year</i>		<i>Percent Change</i>
	<b>FY2000</b>	<b>FY2001</b>	
<b>STAFF</b>			
Professional	117.6	116	-1%
Graduate Assistants	46.4	52	12%
Support Staff	232.0	229	-1%
Student Assistants	121.0	113	-7%
<b>Total Staff</b>	<b>517.0</b>	<b>510.0</b>	<b>-1%</b>

### IV. EXPENDITURES



**IV. EXPENDITURES (continued)**

	<i>Year</i>		<i>Percent</i>
	<b>FY2000</b>	<b>FY2001</b>	<b>Change</b>
<b><i>LIBRARY MATERIALS</i></b>			
Monographs	\$ 2,887,005	4,078,537	41%
Current Serials	\$ 5,832,463	6,186,256	6%
Other Library Materials	\$ 157,145	108,925	-31%
Miscellaneous	\$ 893,758	1,164,577	30%
<b>Total Library Materials Budget</b>	<b>\$ 9,770,371</b>	<b>\$ 11,538,295</b>	<b>18%</b>

	<i>Year</i>		<i>Percent</i>
	<b>FY2000</b>	<b>FY2001</b>	<b>Change</b>
<b><i>Contract Binding</i></b>	<b>\$ 415,303</b>	<b>93,541</b>	<b>-77%</b>

	<i>Year</i>		<i>Percent</i>
	<b>FY2000</b>	<b>FY2001</b>	<b>Change</b>
<b><i>SALARIES AND WAGES</i></b>			
Academic	\$ 6,221,258	6,367,591	
Graduate Assistants	\$ 1,071,061	1,343,557	
<b>Total Professional Staff</b>	<b>\$ 7,292,319</b>	<b>7,711,148</b>	<b>6%</b>
Support Staff	\$ 6,303,294	6,433,688	2%
Student Assistants	\$ 1,320,575	1,370,032	4%
<b>Total Salaries and Wages</b>	<b>\$ 14,916,188</b>	<b>\$ 15,514,868</b>	<b>4%</b>

	<i>Year</i>		<i>Percent</i>
	<b>FY2000</b>	<b>FY2001</b>	<b>Change</b>
<b><i>OTHER OPERATING EXPENSES</i></b>	<b>\$ 2,597,120</b>	<b>3,310,933</b>	<b>27%</b>

	<i>Year</i>		<i>Percent</i>
	<b>FY2000</b>	<b>FY2001</b>	<b>Change</b>
<b><i>TOTAL LIBRARY EXPENDITURES</i></b>	<b>\$ 27,698,982</b>	<b>30,457,637</b>	<b>10%</b>