

**UNIVERSITY LIBRARY**  
**STATISTICAL REPORT**  
**FY1999 & FY2000**

**December 6, 2000**

**University of Illinois at Urbana-Champaign**

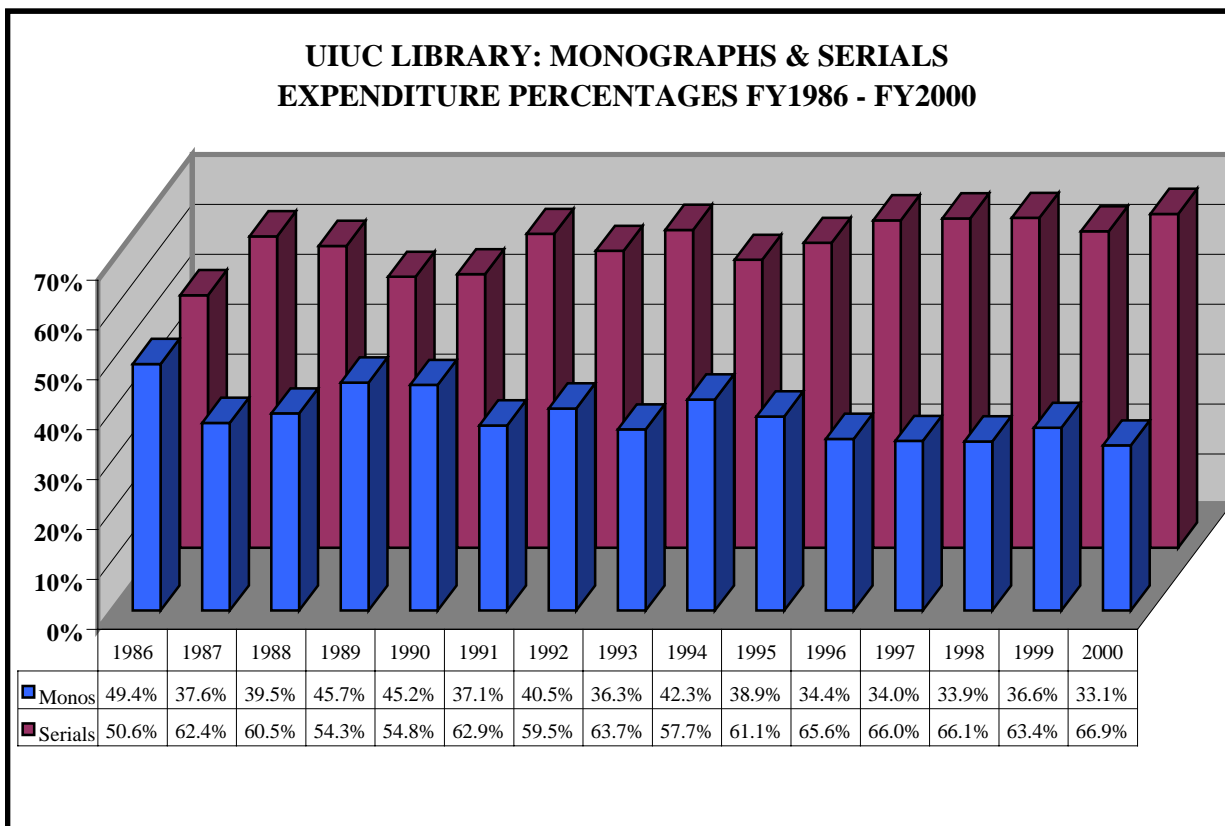
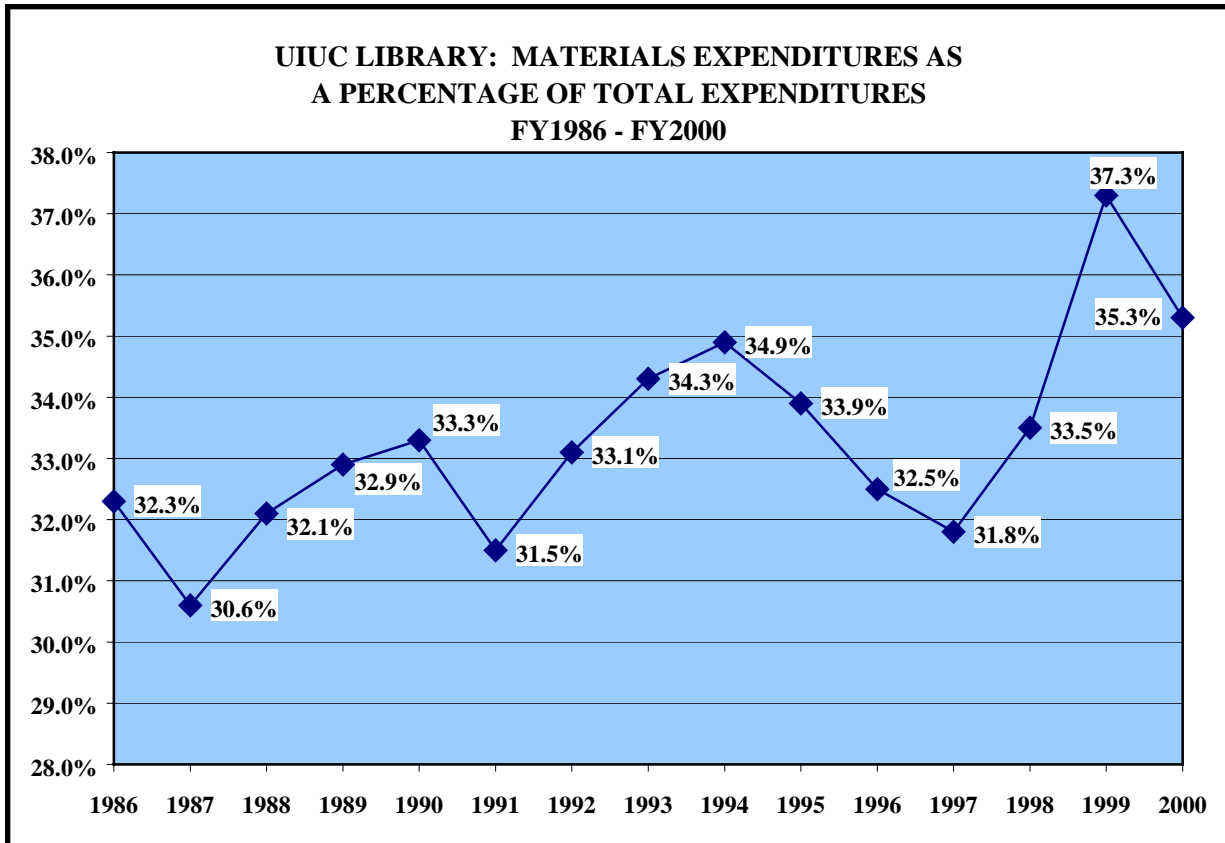
## I. COLLECTION GROWTH

	<i>Year</i>		<i>Percent</i>
	<b>FY1999</b>	<b>FY2000</b>	<b>Change</b>
<b><i>VOLUMES IN LIBRARY</i></b>			
Volumes Held Prior Year	9,171,693	9,302,203	1.42%
Volumes Added - Gross	135,098	170,445	26.16%
Volumes Withdrawn During Year	4,588	3,028	-34.00%
Volumes Added - Net	130,510	167,417	28.28%
<b>Total Volumes at End of Year</b>	<b>9,302,203</b>	<b>9,469,620</b>	<b>1.80%</b>

	<i>Year</i>		<i>Percent</i>
	<b>FY1999</b>	<b>FY2000</b>	<b>Change</b>
<b><i>OTHER LIBRARY MATERIALS</i></b>			
Microform Units	8,742,985	8,885,318	1.63%
Pamphlets	641,537	758,224	18.19%
Cartographic Materials	625,107	633,170	1.29%
Graphic Materials	88,606	88,693	0.10%
Computer Files	6,741	7,539	11.84%
Film and Video Materials	11,273	11,477	1.81%
Music Scores	1,043,333	1,045,530	0.21%
Audio Materials	143,372	145,142	1.23%
Manuscripts and Archives (item equivalents)	360,836	373,471	3.50%
Unprocessed Materials	423,919	495,459	16.88%
<b>Total Other Materials</b>	<b>12,087,709</b>	<b>12,444,023</b>	<b>2.95%</b>

	<i>Year</i>		<i>Percent</i>
	<b>FY1999</b>	<b>FY2000</b>	<b>Change</b>
<b><i>TOTAL LIBRARY MATERIALS</i></b>	<b>21,389,912</b>	<b>21,913,643</b>	<b>2.45%</b>

	<i>Year</i>		<i>Percent</i>
	<b>FY1999</b>	<b>FY2000</b>	<b>Change</b>
<b><i>CURRENT SERIALS</i></b>	<b>90,954</b>	<b>90,962</b>	<b>0.01%</b>



## II. ACCESS SERVICES

	<i>Year</i>		<i>Percent</i>
	<b>FY1999</b>	<b>FY2000</b>	<b>Change</b>
<b><i>CIRCULATION</i></b>			
General	1,035,011	1,081,746	4.52%
Reserves	U/A	810,226	---
<b>Total Circulation</b>	<b>1,035,011</b>	<b>1,891,972</b>	<b>---</b>

	<i>Year</i>		<i>Percent</i>
	<b>FY1999</b>	<b>FY2000</b>	<b>Change</b>
<b><i>RESOURCE SHARING</i></b>			
Loaned	57,961	72,527	25.13%
Borrowed	55,245	76,600	38.66%
<b>Total Resource Sharing</b>	<b>113,206</b>	<b>149,127</b>	<b>31.73%</b>

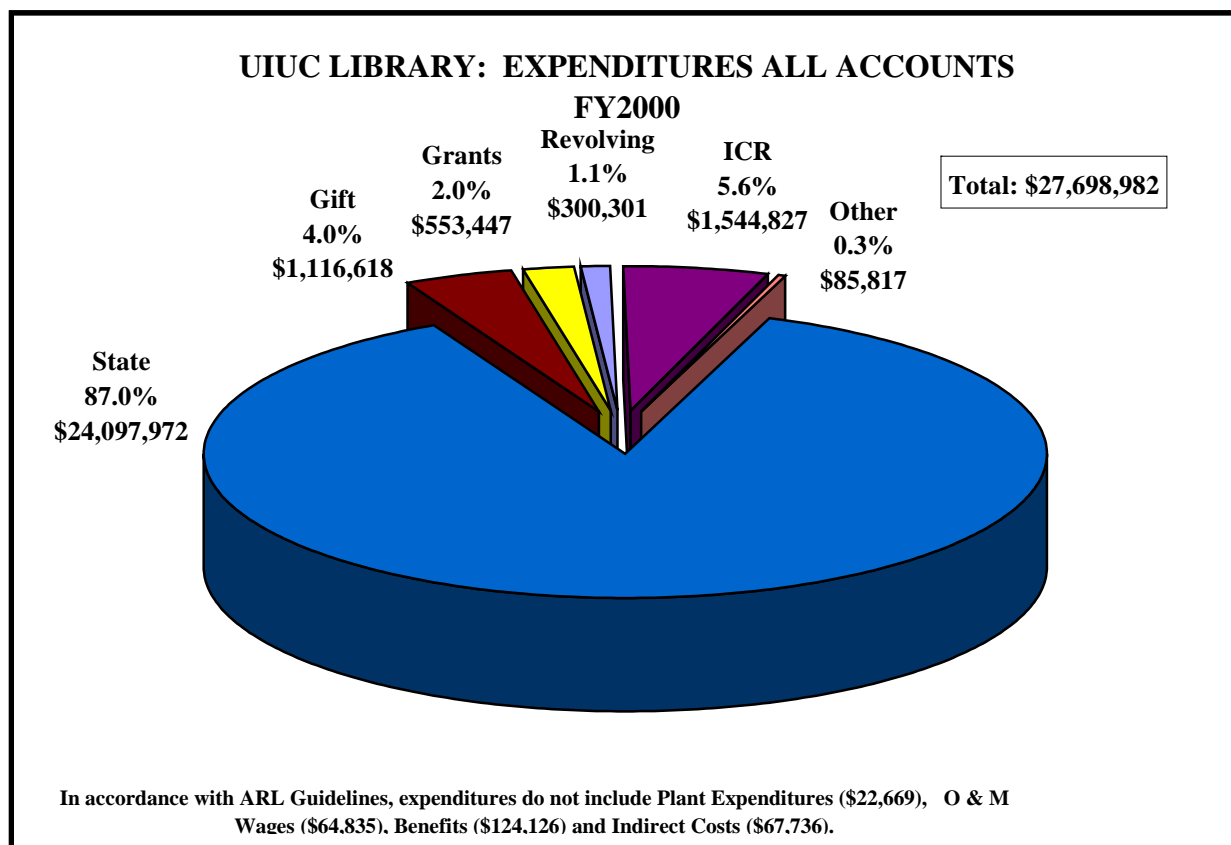
	<i>Year</i>		<i>Percent</i>
	<b>FY1999</b>	<b>FY2000</b>	<b>Change</b>
<b><i>REFERENCE</i></b>			
Questions Answered	<b>374,009</b>	<b>306,294</b>	<b>-18.11%</b>

	<i>Year</i>		<i>Percent</i>
	<b>FY1999</b>	<b>FY2000</b>	<b>Change</b>
<b><i>ONLINE CATALOG</i></b>			
Online Catalog & Bibliographic Database			
Log-ons	<b>50,000,000</b>	<b>50,000,000</b>	<b>est.</b>

### III. STAFFING

	<i>Year</i>		<i>Percent Change</i>
	<b>FY1999</b>	<b>FY2000</b>	
<b>STAFF</b>			
Professional	119.5	117.6	-1.59%
Graduate Assistants	42.5	46.4	9.18%
Support Staff	238.0	232.0	-2.52%
Student Assistants	114.0	121.0	6.14%
<b>Total Staff</b>	<b>514.0</b>	<b>517.0</b>	<b>0.58%</b>

### IV. EXPENDITURES



**IV. EXPENDITURES (continued)**

	<i>Year</i>		<i>Percent</i>
	<b>FY1999</b>	<b>FY2000</b>	<b>Change</b>
<b><i>LIBRARY MATERIALS</i></b>			
Monographs	\$ 3,089,940	\$ 2,887,005	-6.57%
Current Serials	\$ 5,356,344	\$ 5,832,463	8.89%
Other Library Materials	\$ 99,356	\$ 157,145	58.16%
Miscellaneous	\$ 900,911	\$ 893,758	-0.79%
<b>Total Library Materials Budget</b>	<b>\$ 9,446,551</b>	<b>\$ 9,770,371</b>	<b>3.43%</b>

	<i>Year</i>		<i>Percent</i>
	<b>FY1999</b>	<b>FY2000</b>	<b>Change</b>
<b><i>Contract Binding</i></b>	<b>\$ 218,204</b>	<b>\$ 415,303</b>	<b>90.33%</b>

	<i>Year</i>		<i>Percent</i>
	<b>FY1999</b>	<b>FY2000</b>	<b>Change</b>
<b><i>SALARIES AND WAGES</i></b>			
Professional Staff	\$ 6,839,440	\$ 7,292,319	6.62%
Support Staff	\$ 5,983,387	\$ 6,303,294	5.35%
Student Assistants	\$ 1,222,466	\$ 1,320,575	8.03%
<b>Total Salaries and Wages</b>	<b>\$ 14,045,293</b>	<b>\$ 14,916,188</b>	<b>6.20%</b>

	<i>Year</i>		<i>Percent</i>
	<b>FY1999</b>	<b>FY2000</b>	<b>Change</b>
<b><i>OTHER OPERATING EXPENSES</i></b>	<b>\$ 2,989,969</b>	<b>\$ 2,597,120</b>	<b>-13.14%</b>

	<i>Year</i>		<i>Percent</i>
	<b>FY1999</b>	<b>FY2000</b>	<b>Change</b>
<b><i>TOTAL LIBRARY EXPENDITURES</i></b>	<b>\$ 26,700,017</b>	<b>\$ 27,698,982</b>	<b>3.74%</b>